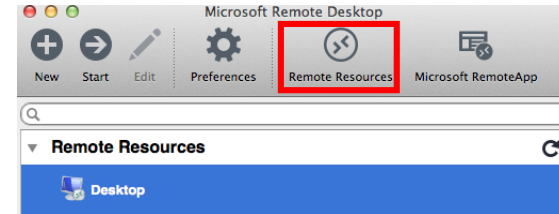


Remote Access OS X

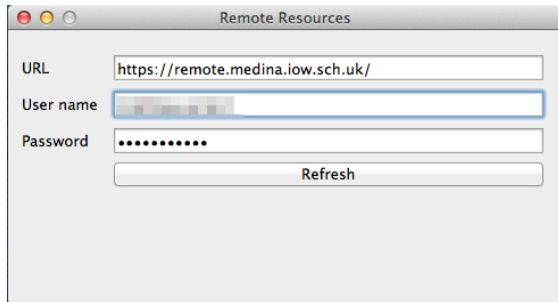
Using the Remote Access on Mac



1. Download and install the Microsoft Remote Desktop App



2. Click on Remote Resources

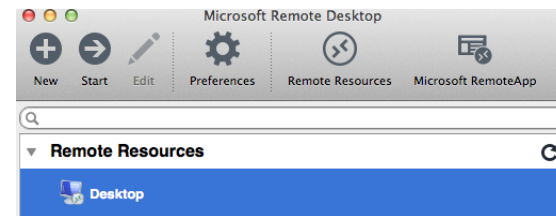


3. Enter your user name, password and the following URL and click Refresh

Carisbrooke: <https://remote.carisbrooke.iow.sch.uk>

Medina: <https://remote.medina.iow.sch.uk>

VI Form: <https://remote.iiviformcampus.org.uk>



4. Click on Desktop